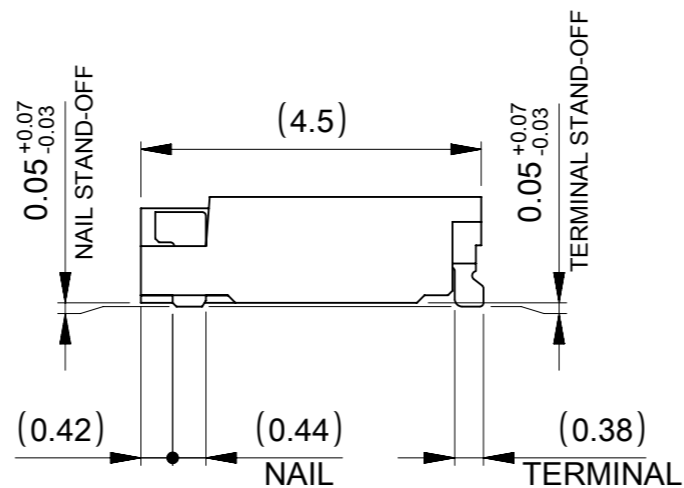
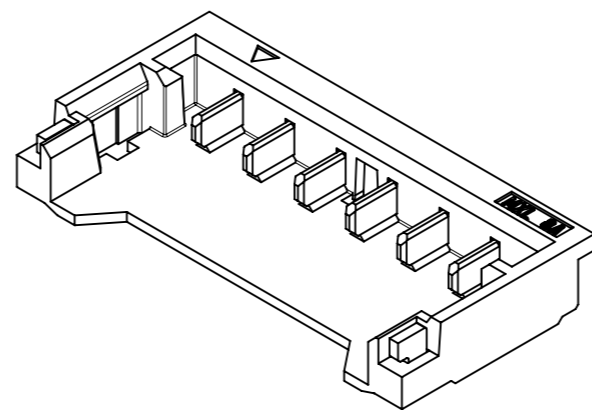
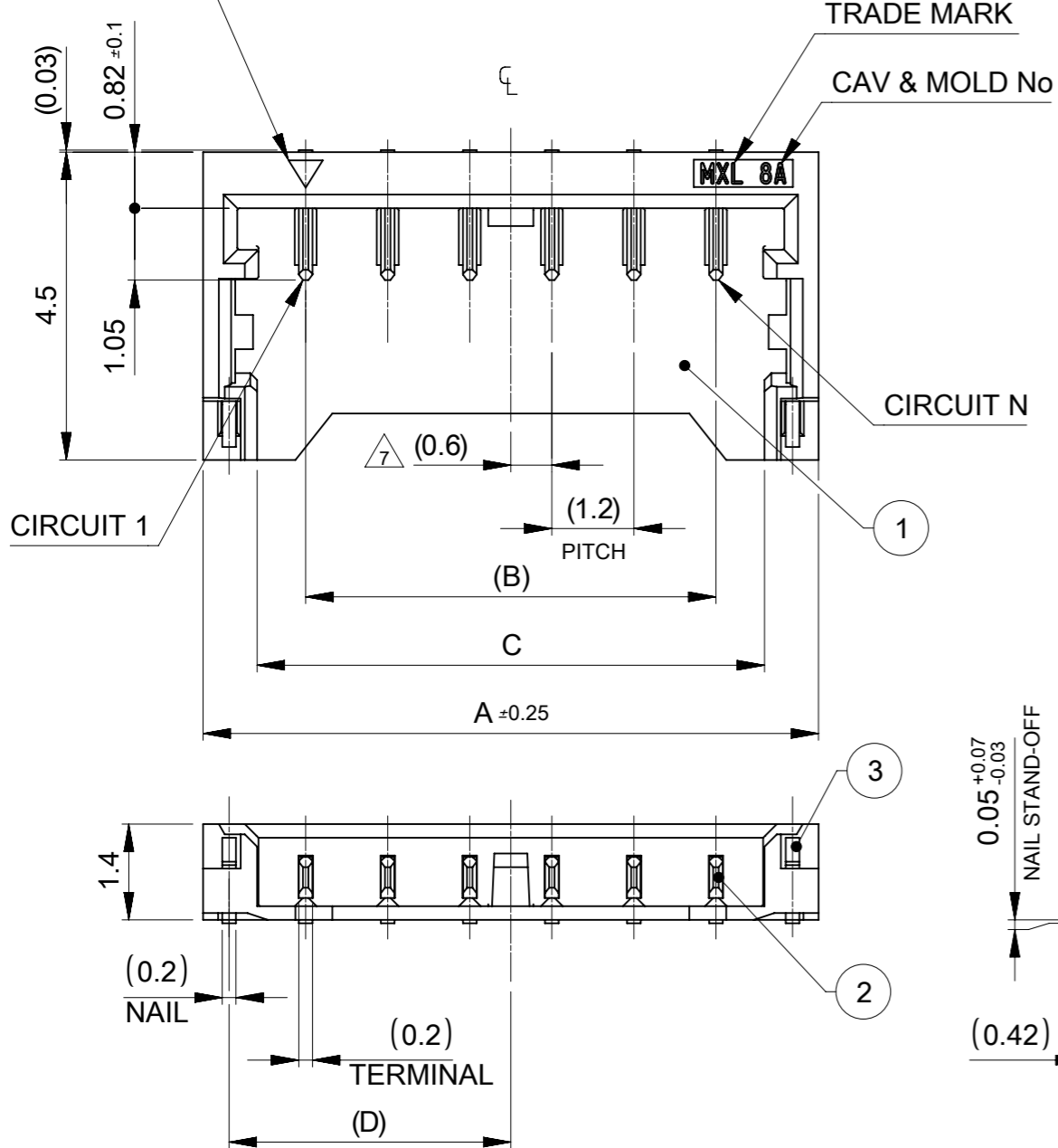


CIRCUIT 1

INDICATOR MARK



NOTES

1. 材料及び仕上げ(めっき仕様) : TABLE 1 参照  
MATERIAL AND FINISHES : SEE TABLE 1
2. 梱包形態 : SHEET 3 参照  
PACKAGING INFORMATION : SEE SHEET 3
3. 嵌合相手 : 78172 シリーズ  
MATES WITH:78172 SERIES
4. 製品仕様書 : 781720000-PS PS 000  
PRODUCT SPECIFICATION:781720000-PS PS 000
5. アプリケーション仕様書(コネクタ取扱い説明書) : AS-78172-001  
APPLICATION SPECIFICATION(CONNECTOR MANUAL): AS-78172-001
6. 端子テール部及びネイルの平坦度:0.1 MAX.  
TAIL AND NAIL COPLANARITY TO BE 0.1 MAX.
7. 極数 = 偶数に適応  
APPLY FOR CIRCUIT SIZE = EVEN
8. ELV及びRoHS適合品。  
ELV & RoHS COMPLIANT.
9. オーダー番号は以下の内容を示す  
ORDER No INDICATES AS BELOW:  
78171500\*

↑ 極数  
CIRCUIT No

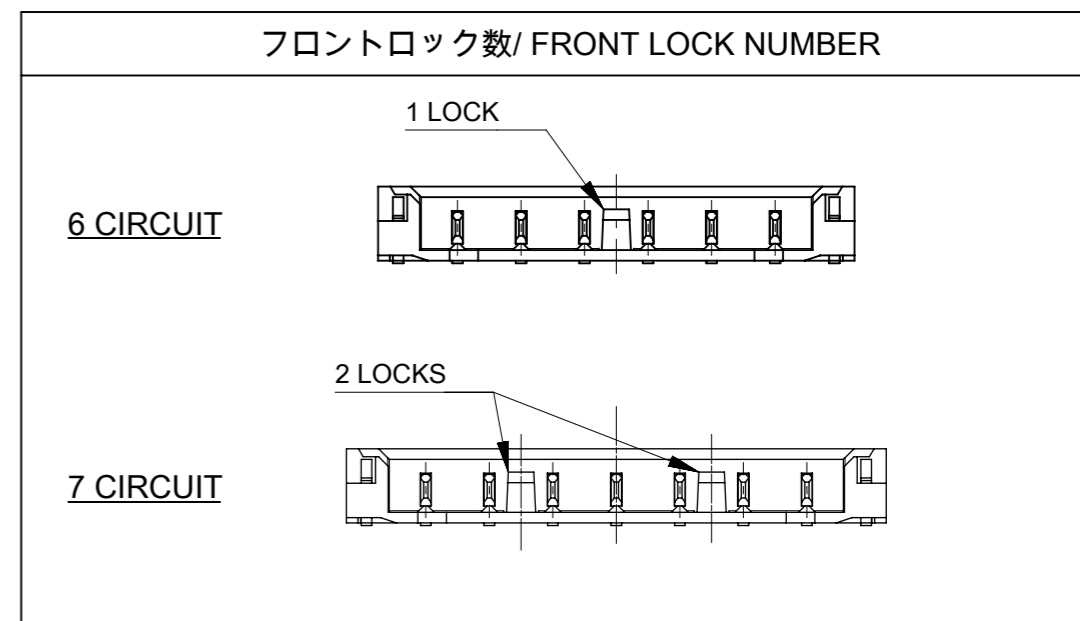


TABLE 1

番号 No.	部品 PART	仕様 SPECIFICATION
1	ハウジング HOUSING	ポリアミド(PA), ガラス充填, UL94 V-0, 色 : 黒 POLYAMIDE(PA), GLASS FILLED, UL94 V-0, COLOR: BLACK
2	ターミナル TERMINAL	材料 MATERIAL 黄銅 BRASS
		下地めっき UNDER PLATING ニッケルめっき:1.0 micro-meter MIN NICKEL: 1.0 micro-meter MIN
		接点部めっき CONTACT PLATING 金めっき 0.1 micro-meter MIN GOLD 0.1 micro-meter MIN
3	ネイル NAIL	材料 MATERIAL 黄銅 BRASS
		下地めっき UNDER PLATING ニッケルめっき:1.0 micro-meter MIN NICKEL: 1.0 micro-meter MIN
		表面めっき SURFACE PLATING 錫めっき 1.5 micro-meters MIN MATTE TIN PLATING 1.5 micro-meters MIN

4.72	8.62	7.2	10.2	781715007	7
4.12	7.42	6.0	9	781715006	6
D	C	B	A	オーダー番号 ORDER No	極数 CIRCUIT SIZE

THIS DRAWING CONTAINS INFORMATION THAT IS PROPRIETARY TO MOLEX ELECTRONIC TECHNOLOGIES, LLC AND SHOULD NOT BE USED WITHOUT WRITTEN PERMISSION

DIMENSION UNITS: mm SCALE: NTS

GENERAL TOLERANCES (UNLESS SPECIFIED): ANGULAR TOL ± 3.0°

4 PLACES ± 0.2  
3 PLACES ± 0.2  
2 PLACES ± 0.2  
1 PLACE ± 0.2  
0 PLACES ± 0.2

EC NO: 813819  
DRWN: HHUSSIN 2025/02/25  
CHK'D: SAKIYAMA 2025/02/27  
APPR: AIDA 2025/02/27

INITIAL REVISION:  
DRWN: HHUSSIN 2020/09/30  
APPR: AIDA 2022/06/07

THIRD ANGLE PROJECTION

DRAWING: A3-SIZE SERIES: 78171

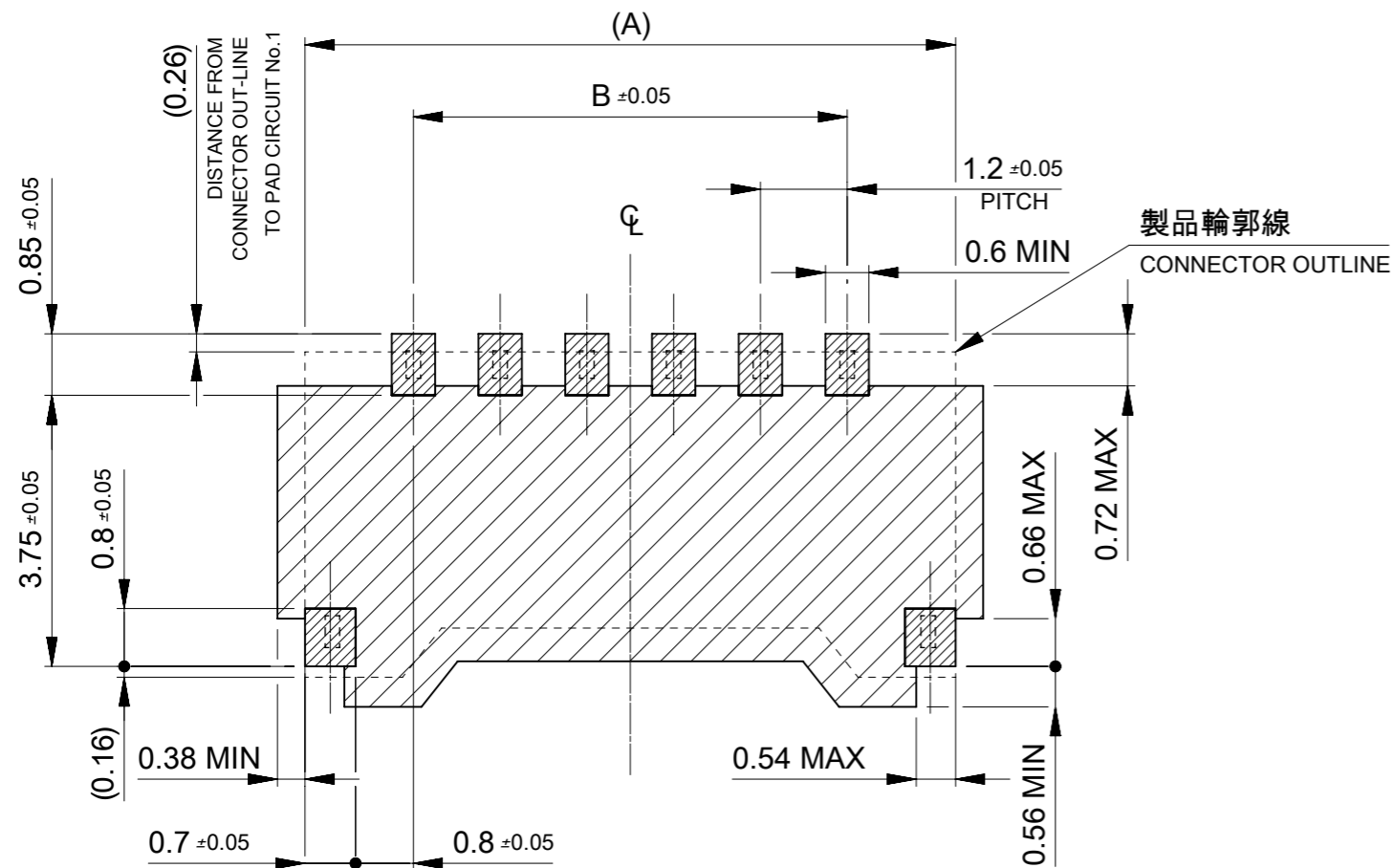
MATERIAL NUMBER: SEE CHART CUSTOMER: GENERAL SHEET NUMBER: 1 OF 3

DOCUMENT NUMBER: 781710001-SD DOC TYPE: PSD DOC PART: 000 REVISION: C

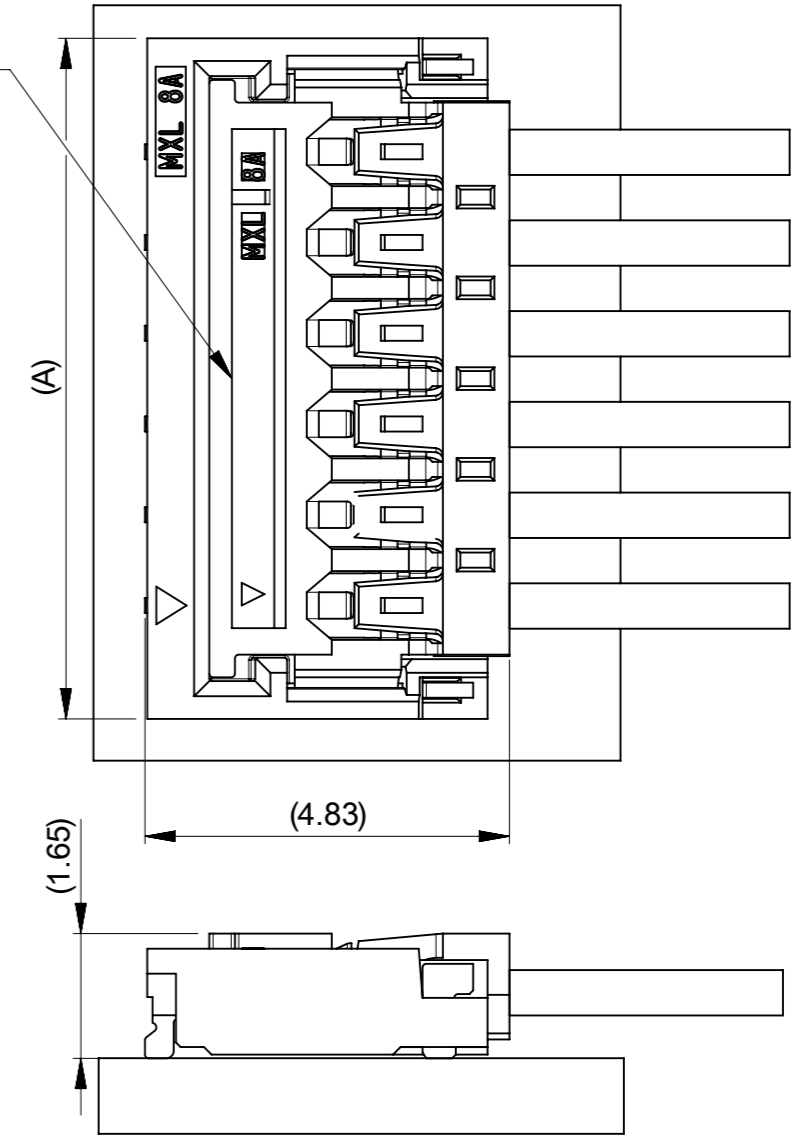
**molex**

PICO-EZMATE 1.2 WIRE TO BOARD CONNECTOR  
6-7 CKT PLUG ASSEMBLY


PRODUCT CUSTOMER DRAWING




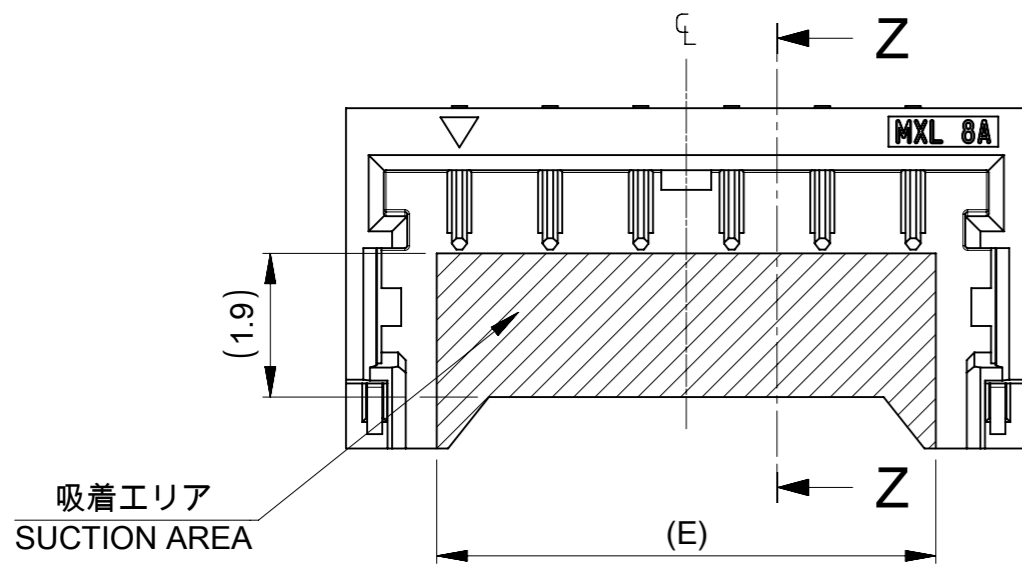
△3 嵌合相手 : 78172シリーズ  
MATE WITH : 78172 SERIES



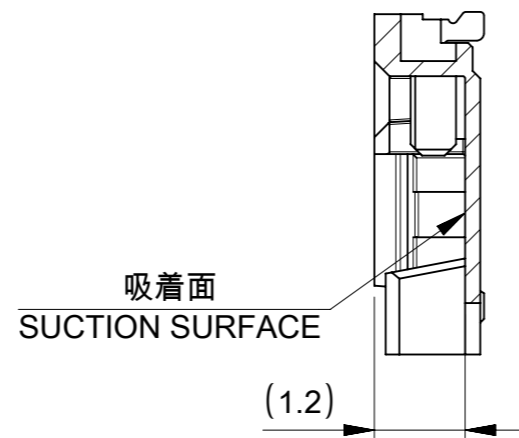
嵌合図  
MATED CONNECTORS

 推奨基板レイアウト : 実装面側  
(参考 : 基板厚1.0mm、メタルマスク厚さ 0.1mm、マスク開口100%)  
RECOMMENDED PCB LAYOUT : COMPONENT SIDE  
(REFERENCE:PCB THICKNESS 1.0mm,STENCIL THICKNESS 0.1mm APERTURE RATIO 100%)

 パターン非推奨エリア  
パターンを引き回す際は、製品機能に影響がないことをご確認ください。  
PATTERN IS NOT RECOMMENDED ON THE HATCHED AREA.  
PLEASE CHECK NOT TO HAVE PROBLEM FOR PRODUCT FUNCTION  
WHEN SETTING PATTERN ON THE HATCHED AREA.



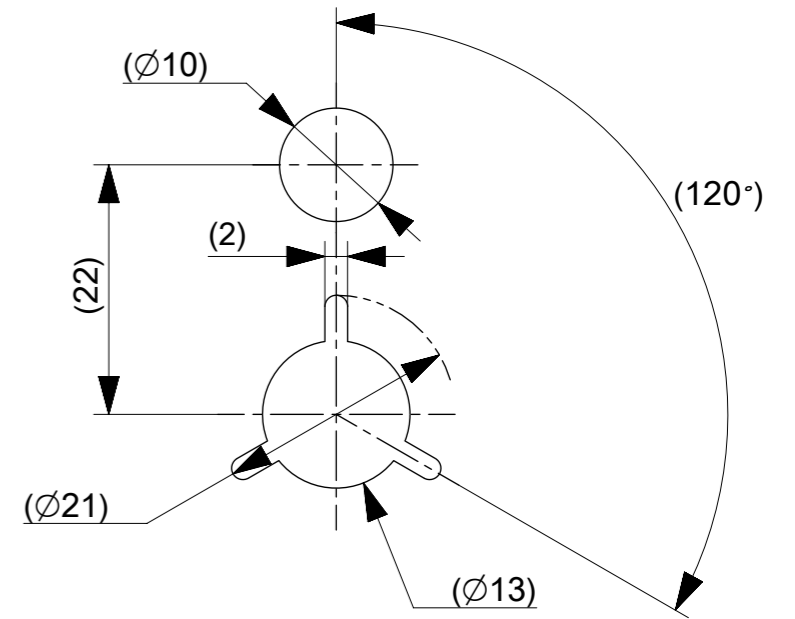
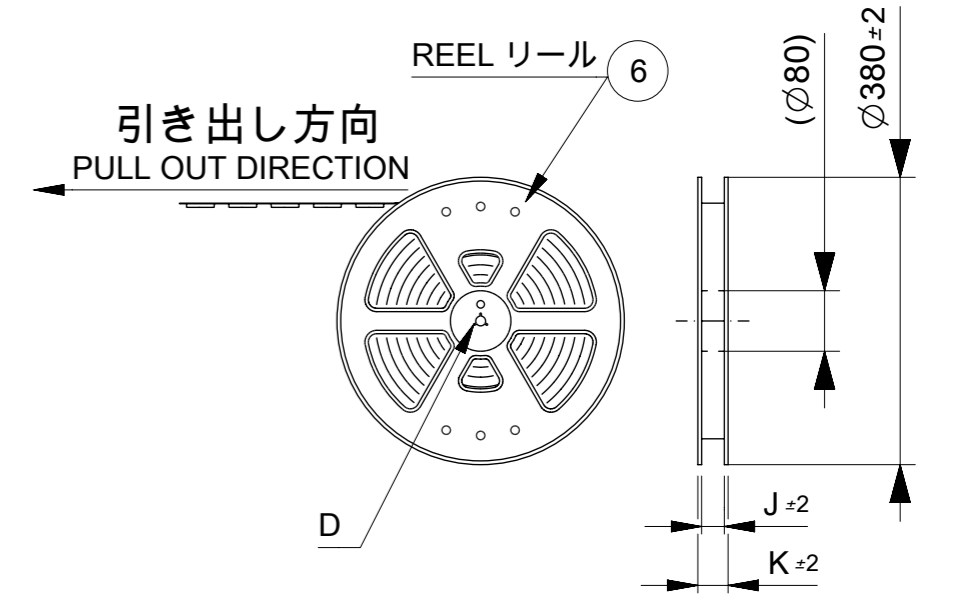
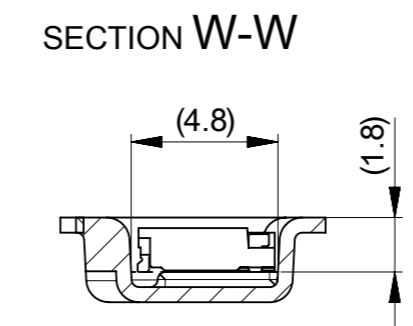
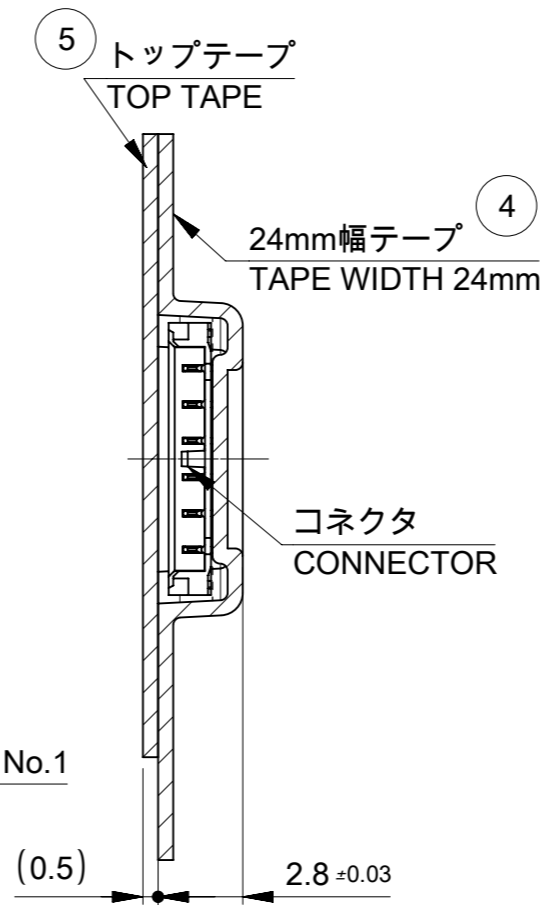
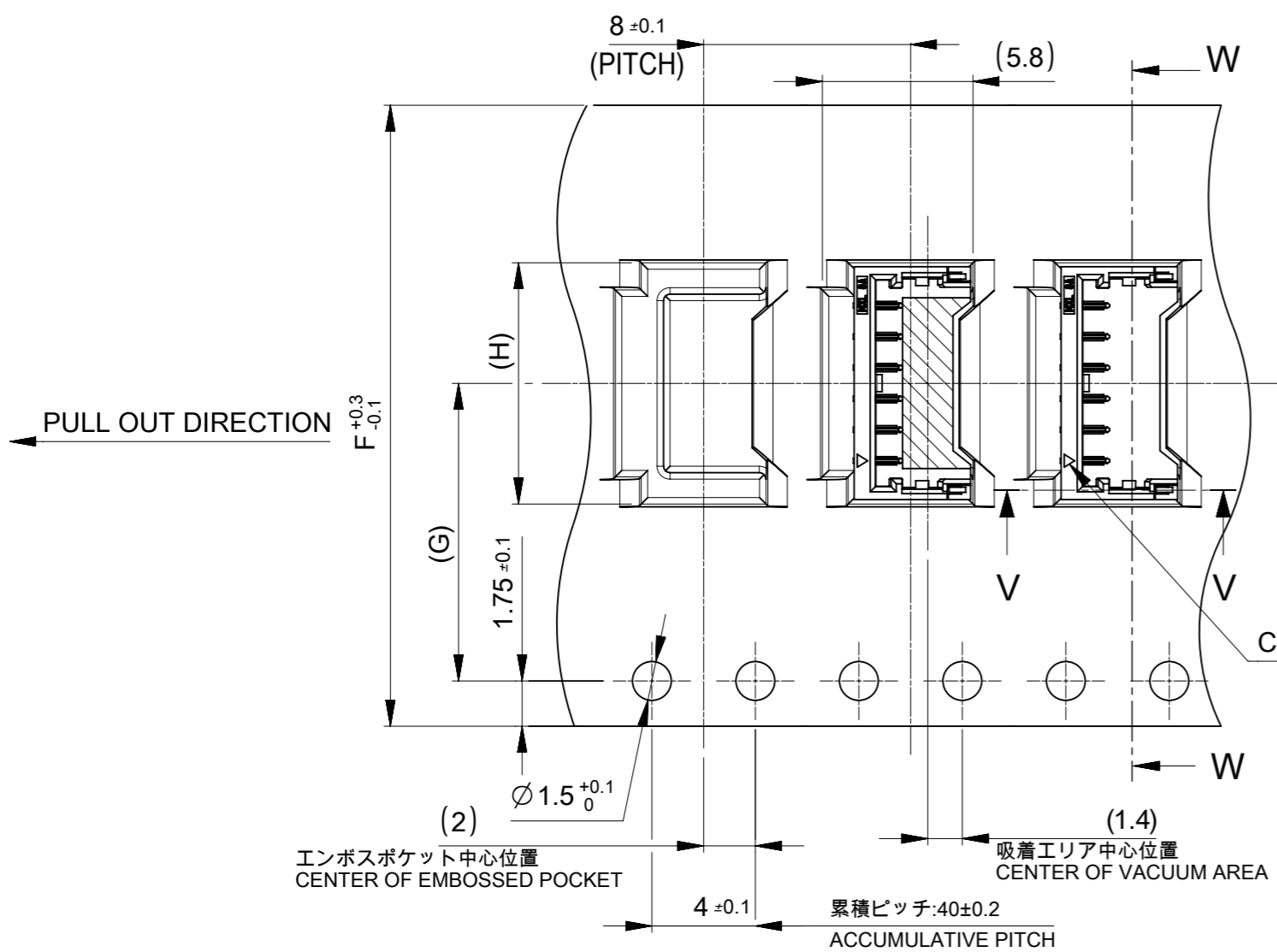
推奨吸着エリア  
(RECOMMENDED SUCTION AREA)



SECTION Z-Z

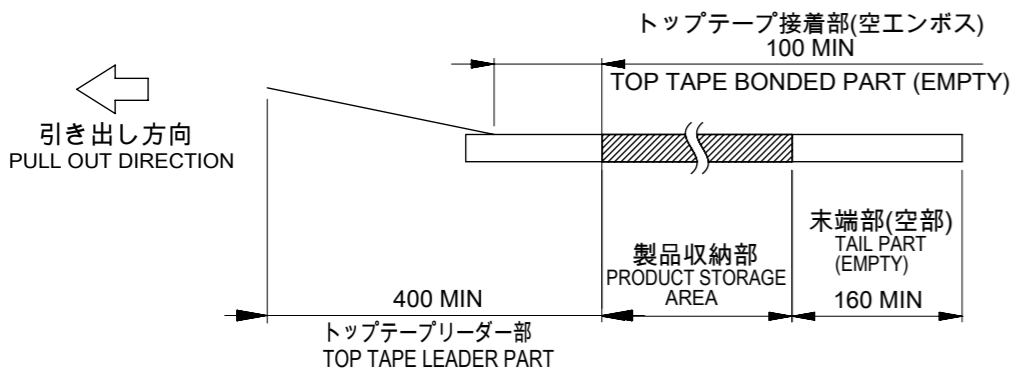
7.8	7
6.6	6
E	極数 CIRCUIT SIZE

THIS DRAWING CONTAINS INFORMATION THAT IS PROPRIETARY TO MOLEX ELECTRONIC TECHNOLOGIES, LLC AND SHOULD NOT BE USED WITHOUT WRITTEN PERMISSION		CURRENT REV DESC: REVISED		<b>molex</b>	
DIMENSION UNITS	SCALE				
mm	NTS			PICO-EZMATE 1.2 WIRE TO BOARD CONNECTOR 6-7 CKT PLUG ASSEMBLY	
GENERAL TOLERANCES (UNLESS SPECIFIED)				PRODUCT CUSTOMER DRAWING	
ANGULAR TOL	± 3.0 °			DOCUMENT NUMBER	
4 PLACES	± 0.2	EC NO: 813819	2025/02/25	781710001-SD	
3 PLACES	± 0.2	DRWN: HHUSSIN	2025/02/27	DOC TYPE	DOC PART
2 PLACES	± 0.2	CHK'D: SAKIYAMA	2025/02/27	PSD	000
1 PLACE	± 0.2	APPR: AIDA	2025/02/27	REVISION	C
0 PLACES	± 0.2	INITIAL REVISION:		SHEET NUMBER	
DRAFT WHERE APPLICABLE MUST REMAIN WITHIN DIMENSIONS		DRWN: HHUSSIN	2020/09/30	SEE CHART	
THIRD ANGLE PROJECTION		APPR: AIDA	2022/06/07	GENERAL	
DRAWING		SERIES	MATERIAL NUMBER	CUSTOMER	
A3-SIZE		78171	GENERAL	2 OF 3	



NOTES

- 10. 梱包数量 : 4500個/リール  
NUMBER OF CONNECTORS : 4500 PIECES/REEL
- 11. リードテープ長さ  
LEAD TAPE LENGTH



- 12. エンボステープおよびリールはEIA-481に準拠。  
TAPE AND REEL IS DEFINED BY EIA-481.
- 13. トップテープの剥離強度 : IEC60286-3に準拠。  
TOP TAPE PEELING FORCE: DEFINED BY IEC60286-3.
- 14. 梱包仕様書 : SPK-78171-002  
PACKAGING SPECIFICATION: SPK-78171-002
- 15. 本製品は乾燥材入り、ハイバリア梱包による納品となります。  
THIS IS EMBOSSED PACKAGE FOR HIGH BARRIER PACKAGE WITH DESICCANT.

29.4	25.4	10.5	11.5	24	7
		9.3			6
K	J	H	コネクタ中心位置G CENTER OF CONNECTOR	エンボステープ幅F WIDTH OF TAPE	極数 CIRCUIT SIZE

番号 NO.	部品 PART	材質 MATERIAL
4	エンボステープ EMBOSSED TAPE	ポリプロピレン(PP)、その他 POLYPROPYLENE(PP), etc
5	トップテープ TOP TAPE	ポリエチレン(PE)、その他 POLYETHYLENE(PE), etc
6	リール REEL	ポリスチレン(PS) <リサイクル材を含む> POLYSTYRENE(PS) <RECYCLE MATERIAL CONTAINED>

THIS DRAWING CONTAINS INFORMATION THAT IS PROPRIETARY TO MOLEX ELECTRONIC TECHNOLOGIES, LLC AND SHOULD NOT BE USED WITHOUT WRITTEN PERMISSION

DIMENSION UNITS: mm SCALE: NTS

GENERAL TOLERANCES (UNLESS SPECIFIED)

ANGULAR TOL ± 3.0°

4 PLACES ± 0.2

3 PLACES ± 0.2

2 PLACES ± 0.2

1 PLACE ± 0.2

0 PLACES ± 0.2

DRAFT WHERE APPLICABLE MUST REMAIN WITHIN DIMENSIONS

THIRD ANGLE PROJECTION

DRAWING: A3-SIZE

SERIES: 78171

MATERIAL NUMBER: SEE CHART

CUSTOMER: GENERAL

SHEET NUMBER: 3 OF 3

EC NO: 813819

DRWN: HHUSSIN 2025/02/25

CHK'D: SAKIYAMA 2025/02/27

APPR: AIDA 2025/02/27

INITIAL REVISION:

DRWN: HHUSSIN 2020/09/30

APPR: AIDA 2022/06/07

DOCUMENT NUMBER: 781710001-SD

DOC TYPE: PSD

DOC PART: 000

REVISION: C

**molex**

PICO-EZMATE 1.2 WIRE TO BOARD CONNECTOR  
6-7 CKT PLUG ASSEMBLY

PRODUCT CUSTOMER DRAWING